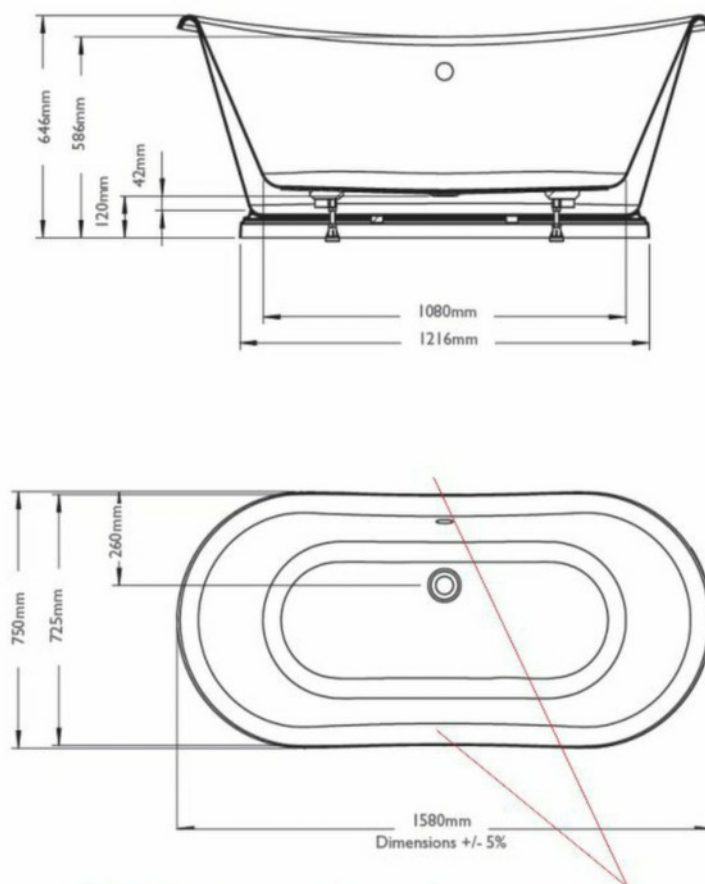


EDWINS

ELM



NB: the rim on the long sides bend inwards by approximately 20mm in the middle, so there will be a gap between the centre of the bath and the wall

TECHICAL INFORMATION:

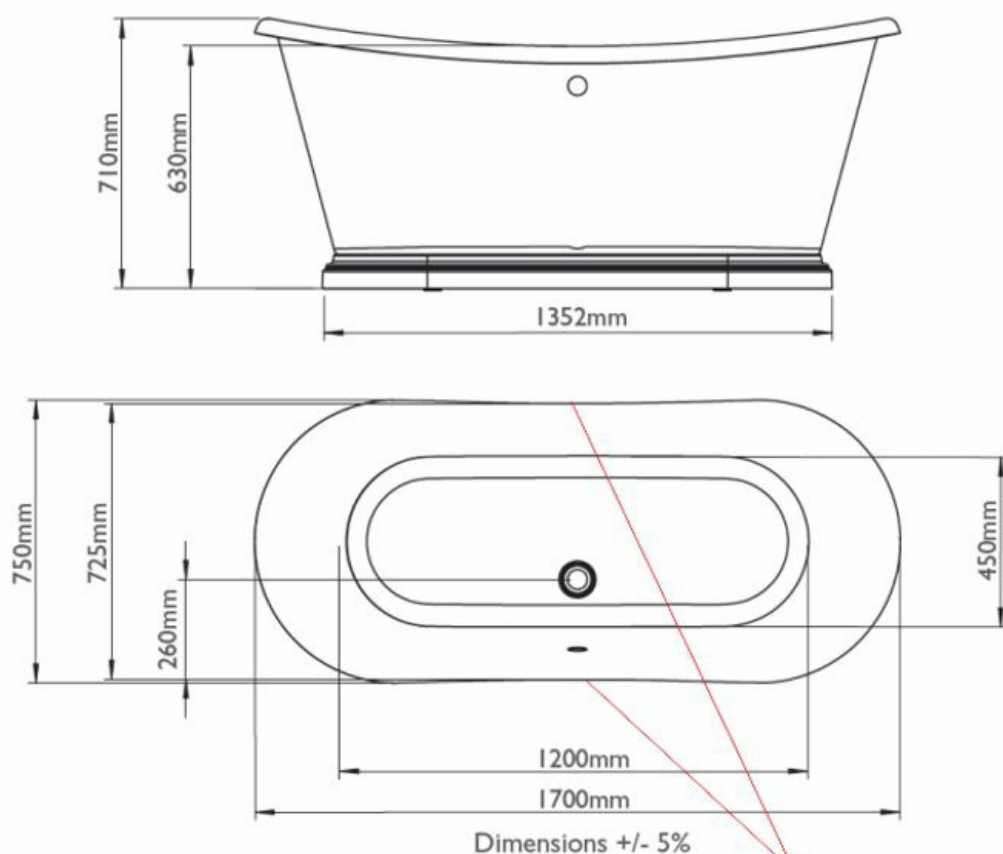
- * **MATERIAL:** Acrylic
- * **VOLUME:** 180 ltr
- * **LENGTH:** 1580mm
- * **NETT WEIGHT:** 36 kg
- * **WIDTH:** 750mm
- * **TAP HOLES:** No
- * **HEIGHT:** 646mm
- * **OVERFLOW:** Yes
- * **DEPTH:** 544mm

CARE & MAINTENANCE

To prevent limescale build up and water marking, products should be wiped dry with a soft microfibre cloth immediately after use. For daily cleaning only warm soapy water or mild, neutral, non-abrasive detergents should be used, promptly rinsed clean and dried with a soft microfibre cloth. If the products finish has been described as un-lacquered it will naturally age and develop a characterful patina over time. This organic process can be left to produce a truly individual finish, or the original finish can be restored by simply cleaning with a suitable metal polish. Warranties related to finish will be invalidated if incorrect/damaging cleaning products are used.

EDWINS

ELM



NB: the rim on the long sides bend inwards by approximately 20mm in the middle, so there will be a gap between the centre of the bath and the wall

TECHICAL INFORMATION:

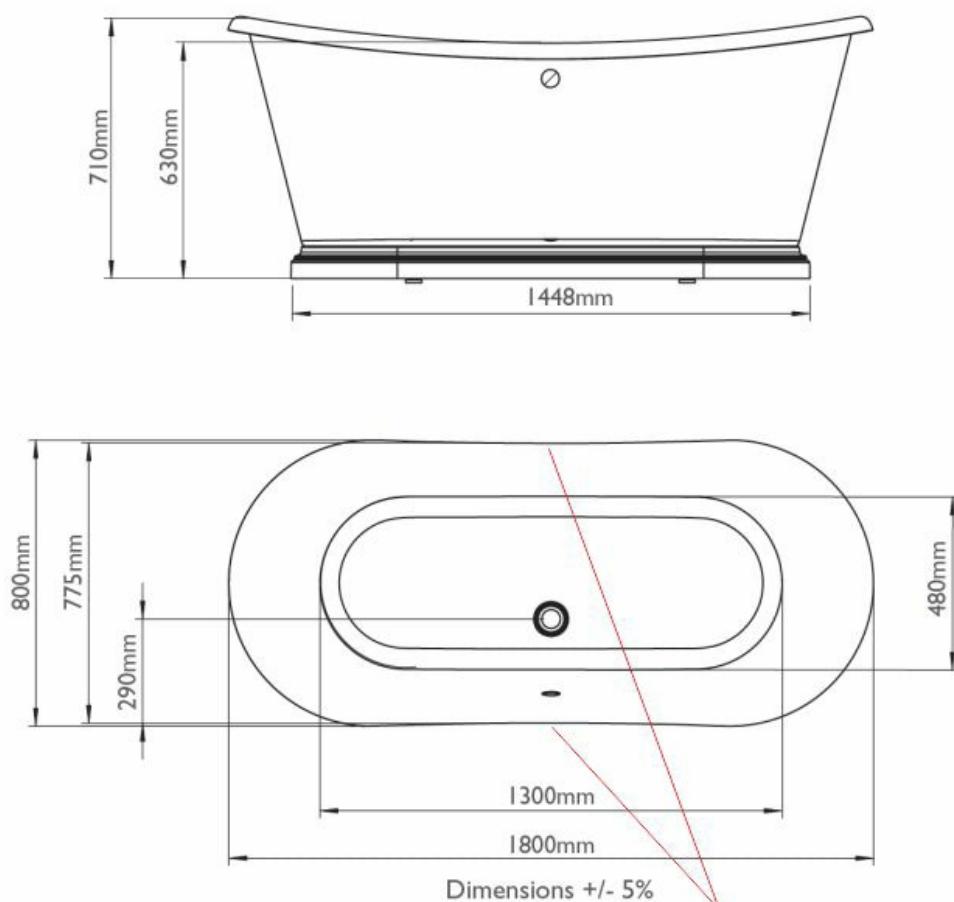
- * **MATERIAL:** Acrylic
- * **VOLUME:** 190 ltr
- * **LENGTH:** 17000mm
- * **NETT WEIGHT:** 37 kg
- * **WIDTH:** 750mm
- * **TAP HOLES:** No
- * **HEIGHT:** 710mm
- * **OVERFLOW:** Yes
- * **DEPTH:**

CARE & MAINTENANCE

To prevent limescale build up and water marking, products should be wiped dry with a soft microfibre cloth immediately after use. For daily cleaning only warm soapy water or mild, neutral, non-abrasive detergents should be used, promptly rinsed clean and dried with a soft microfibre cloth. If the products finish has been described as un-lacquered it will naturally age and develop a characterful patina over time. This organic process can be left to produce a truly individual finish, or the original finish can be restored by simply cleaning with a suitable metal polish. Warranties related to finish will be invalidated if incorrect/damaging cleaning products are used.

EDWINS

ELM



NB: the rim on the long sides bend inwards by approximately 20mm in the middle, so there will be a gap between the centre of the bath and the wall

TECHICAL INFORMATION:

- * **MATERIAL:** Acrylic
- * **VOLUME:** 220 ltr
- * **LENGTH:** 1800mm
- * **NETT WEIGHT:** 45 kg
- * **WIDTH:** 800mm
- * **TAP HOLES:** No
- * **HEIGHT:** 710mm
- * **OVERFLOW:** Yes
- * **DEPTH:**

CARE & MAINTENANCE

To prevent limescale build up and water marking, products should be wiped dry with a soft microfibre cloth immediately after use. For daily cleaning only warm soapy water or mild, neutral, non-abrasive detergents should be used, promptly rinsed clean and dried with a soft microfibre cloth. If the products finish has been described as un-lacquered it will naturally age and develop a characterful patina over time. This organic process can be left to produce a truly individual finish, or the original finish can be restored by simply cleaning with a suitable metal polish. Warranties related to finish will be invalidated if incorrect/damaging cleaning products are used.